

## Accessible Shower API4LRS4848B1B



Comes standard in white, colour upgrade available

48" x 48" x 79"  
4-piece for remodeling

1" barrier free, bevelled  
threshold with pre-levelled  
and re-inforced shower base  
for easy installation.

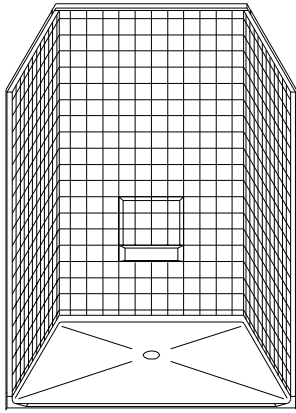
Molded soap ledge.

Durable, luxurious and easy  
to clean gelcoat fiber-glass  
with 6" tile look.

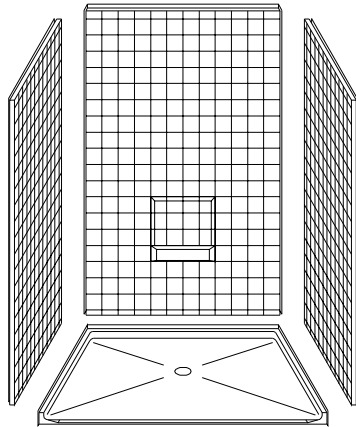
Full plywood backing in walls  
offers strength and easy  
installation of accessories.

Accessories available:  
Grab bars, padded folding  
shower seat, collapsible  
water retainer, weighted  
shower curtain and rod,  
glide bar with handheld  
shower, pressure balance  
valve, caulkless drain and  
window & flange trim kits.

# MODEL: API4LRS4848B1B

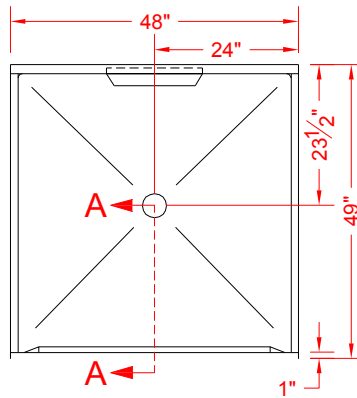


PERSPECTIVE VIEW - N.T.S.  
MODEL SHOWN HERE AS:

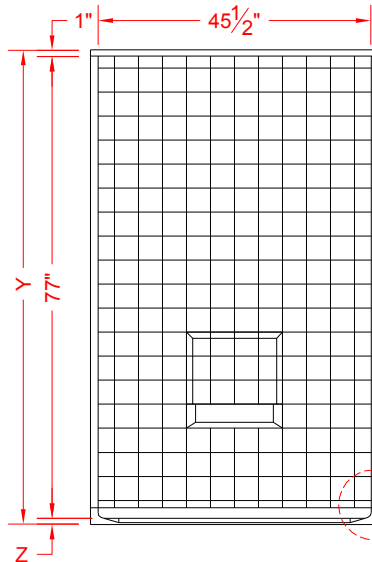


ASSEMBLY VIEW - N.T.S.

ALL ACCESSORIES OPTIONAL



TOP VIEW - SCALE  $\frac{3}{8}'' = 1'-0''$



FRONT ELEVATION - SCALE:  $\frac{3}{8}'' = 1'-0''$



## Features:

- Molded, 4 piece gelcoat/fiberglass shower module
- Available in various threshold heights
- "Real Tile" wall finish, white (standard)
- Integral full wood backing for strength and unlimited accessory placement
- On all threshold, heights 1-1/2" or taller, no mud set is required
- On all threshold, heights 1-1/4" or shorter, no mud set is required, but an epoxy adhesive kit is supplied

## \*OTHER THRESHOLD HEIGHTS AVAILABLE UPON REQUEST

	UNIT HEIGHT	THRESHOLD HEIGHT
MODEL #	Y	Z*
API4LRS4848B1B	79"	1" MIN.

\* - SEE BACK FOR DETAIL SECTIONS

## PRODUCT SPECIFICATIONS:

- Multi piece shower module shall be constructed of gelcoat/fiberglass with full integral plywood backing
- Rough-In: Stud opening +1/4" -0" Nominal Dimensions.

C.S.I. FORMAT SPECIFICATION TEXT AVAILABLE

## PRODUCT INFORMATION:

## ACCESSORIES:

### INSTALLED BY OTHERS:

- Grab bar
- Mixing valve, pressure balanced, lever handle, preplumbed tree to supply elbow
- Curtain and rod
- Collapsible Rubber Water Retainer
- Semi-permanent Threshold Adaptor
- Caulkless drain

## CODES:

Designed and manufactured in compliance with the following standards and codes:

- A.N.S.I. Z124.2 Standards for Plastic Showers
- I.P.C. International Plumbing Code
- U.P.C. Uniform Plumbing Code


## NOTICE OF LIMITATION:

1-877-947-7769

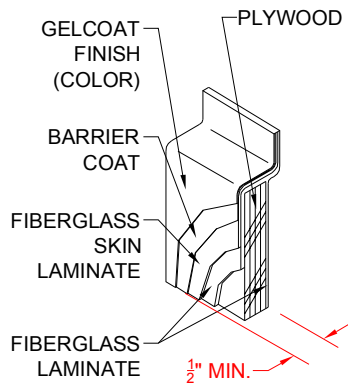
www.Accessible-Bathrooms.com

We reserve the right to make revisions without notice in the design of fixtures or in packaging unless this right has specifically been waived at the time the order is accepted.

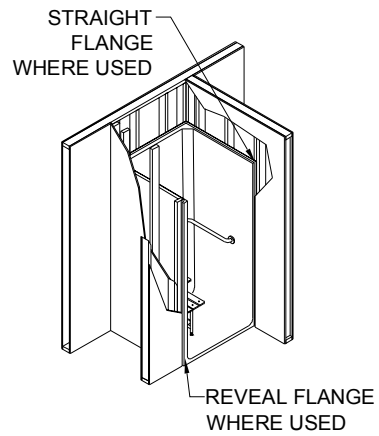
□ API4LRS4848B1B



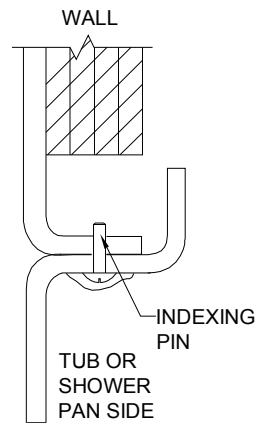
SECTION A-A - SCALE: 3" = 1'-0"



DETAIL B - SCALE: 3" = 1'-0"  
 WALL SECTION DETAIL



DETAIL C - SCALE: NTS  
 TYPICAL FRAMING



DETAIL F - SCALE: NTS  
 PAN JOINT DETAIL